



















































101 2,6 Kg	135 2,6 Kg	37 2,6 Kg	201 3,0 Kg	TG - 2" x 1" C/F 3,4 Kg
102 2,9 Kg	136 1,4 Kg	36 3,2 Kg	202 3,8 Kg	TG - 2" x 1" 1/2 4,5 Kg
103 2,9 Kg	133 1,6 Kg	363 3,6 Kg	203 3,5 Kg	TG - 3" x 1" 1/2 6,3Kg
104 3,0 Kg	28514 1,4 Kg	818/365 3,1 Kg	207 3,6 Kg	T-Q1' 1/2 x 1' 1/2 3,8 Kg
105 3,0 Kg	112 1,4 Kg	817 / 366 3,9 Kg	206 reto 3,4 Kg	CT - 3/4 X 1/16 0,9 Kg
122 2,4 Kg	119 2,1 Kg	362 4,0 Kg	106 reto 2,3 Kg	L 213 3,8 Kg
107 2,4 Kg	A-101 1,6 Kg	816/364 3,4 Kg	T.Q.1" x 1 2,40 Kg	CT - 1" X 1/16 1,3 Kg
108 2,2 Kg	A-98 1,9 Kg	150 5,7 Kg	TG - 1" x 1/2 x 1/16 1,8 Kg	CT - 1" 1/2 X 1/8 4,0 Kg
129 2,0 Kg	368 2,4 Kg	355 4,8 Kg	TG - 2 x 1/2 3,1 Kg	CT - 5/8 X 1/16 0,8 Kg

CT - 2 X 1' 1/4  2,1 Kg	COR 18  2,9 Kg	LB 8  3,2 Kg	CG - 075  3,100 Kg	CEG - 235  0,563 Kg	
B-32  2,7 Kg	COR 26  1,5 Kg	CAIXA LAMBRI BUZIOS  6,27 Kg - 4,78 Kg	CG - 171  1,2 Kg	CEG - 500  1,048 Kg	
B-1  2,0 Kg	COR 10  3,0 Kg	Y-335  4,8 Kg	BC - 5/8 X 3/16  1,2 Kg BC - 5/8 X 1/8  0,8 Kg	PERFIL PARA ENGENHARIA	
B-2  2,2 Kg	COR 27  3,1 Kg	Z-88  1,7 Kg	176 (Baguete)  0,6 Kg		
B-4  1,7 Kg	COR 28  3,6 Kg	Z-201  1,5 Kg	T 1" X 1" / 16  1,3 Kg	BX - 680  0,047 Kg	
B-25  2,3 Kg	R-1  4,5 Kg	U-3/8  0,74 Kg U-5/8  1,2 Kg	CORTINA DE VIDRO	BX - 686  0,123 Kg	
B-26  2,3 Kg	R-2  2,600 Kg	U-555-L  1,2 Kg		CEG - 222  0,187 Kg	BX - 781  4,000 Kg
B-27  1,5 Kg	LB-600  5,3 Kg	TR-185  2,0 Kg	CEG - 228  0,470 Kg	BX - 901  0,324 Kg	
B-78  3,7 Kg	LB-001  5,5 Kg	3107  1,4 Kg	TR-180  1,8 Kg	CEG - 231  0,443 Kg	BX - 629  1,500 Kg
COR 11  2,1 Kg	LAMBRI BUZIOS  6,3 Kg - 4,8 Kg	1186 (canto de azulejo)  0,4 Kg	CEG - 233  1,278 Kg	BX - 611  0,124 Kg	